

2019

PAN CONFIGURATIONS

A Step Above the Standard



COMMERCIAL FOODSERVICE EQUIPMENT MANUFACTURER



REFRIGERATION
EVEREST

Reasons for Choosing Everest

1

Quality

Everest prides itself in being a step above the industry standard. Top grade materials and components, highly skilled engineers, state of the art assembly lines and stringent quality measures all come together to create foodservice equipment that can withstand the most intense application.

Dependable Technology

Everest runs on reliable technology designed for superior performance and maintenance. Optimum refrigeration function is guaranteed thanks to high performance compressors supported by oversized condenser coils that allow excellent heat dispersion while large-scale, high velocity condenser fan motors and blades provide powerful ventilation. Fast temperature recovery is made possible by oversized, self-maintaining evaporator coils and dual evaporator fan motors. These self-contained condensing units are completely detachable for unsurpassed accessibility in service and repair.

2

3

Excellent Warranty Program

Everest offers the best warranty in the industry. All equipment are backed with a solid 3-year parts and labor warranty and a 5-year compressor warranty. An expansive service network of factory trained service representatives and over 1,000 Everest authorized service companies nationwide are ready to provide immediate technical assistance.

Availability

Inventory fill rate is a primary focus of Everest's operations. The success of replenishment orders and factory and shipping schedules is achieved through precise inventory management and strategic asset movement and storage. Our expansive list of warehouses nationwide ensures local availability and support.

4

5

Competitive Pricing

Everest offers high quality products at affordable, competitive prices – an accomplishment made possible in the current market through careful planning. Direct control and strategizing of factory assets and operations give us the room to manage profits. Order discounts, shipping perks and premiums, rebate programs and flexibility in terms are just some of the incentives Everest has on offer.

Outstanding Customer Service

Behind Everest's success is our dedicated team of in-house, factory-trained sales, financial, shipping, service and parts executives ready to support customers every step of the way, from pre-sale to post-sale proceedings. Providing a solid customer service experience is our priority.

6

Table of Contents

Top Pan Configurations

- Back Mount Sandwich Prep. Tables & Drawered Sandwich Prep. Tables 01
- Open Top Prep. Tables & Back Mount Mega-Top Sandwich Prep. Tables 02
- Side Mount Sandwich Pep. Tables 03
- Side Mount Sandwich Pep. Tables (continued) 04
- Side Mount Pizza Prep. Tables 05

Drawer Pan Configurations

- Top Mount Upright Reach-In Door & Drawer Combos 06
- Drawered Undercounter Refrigerators & Drawered Sandwich Prep. Tables 06
- Drawered Undercounter Refrigerators & Drawered Sandwich Prep. Tables (continued) 07
- Drawered Pizza Prep. Tables 07
- Chef Bases 08



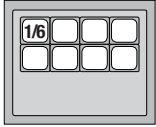
ACCESSORIES

Top Pan Configurations

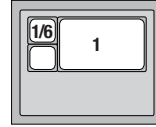
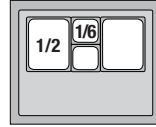
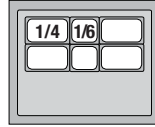
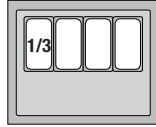


Back Mount Sandwich Prep. Tables & Drawered Sandwich Prep. Tables

EPBNR1† • EPBNR1-D2† • EPBNSR2 • EPBNSR2-D2

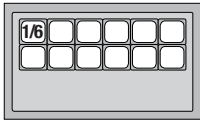


Standard:
(8) 1/6 size pans (6" deep)
w/ (3) pan dividers

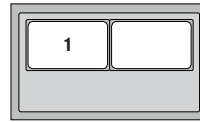
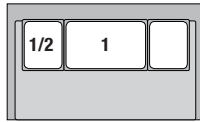
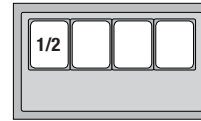
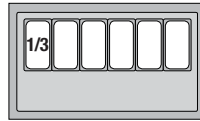
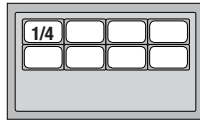


† : Pan count applicable for units manufactured from May 2016.

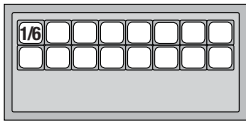
EPBNR2 • EPBNR2-D4



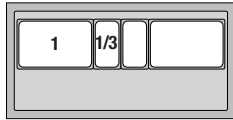
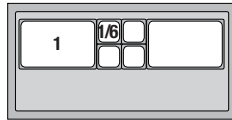
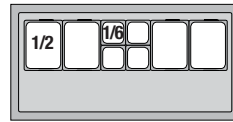
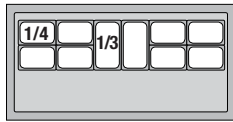
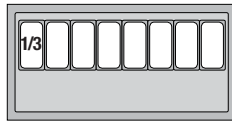
Standard:
(12) 1/6 size pans (6" deep)
w/ (5) pan dividers



EPBNWR2† • EPBNWR2-D4†

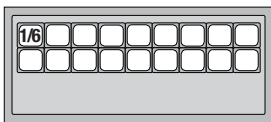


Standard:
(16) 1/6 size pans (6" deep)
w/ (7) pan dividers

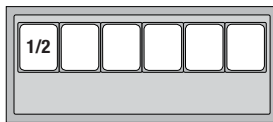
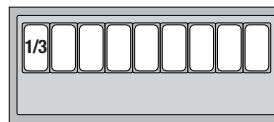
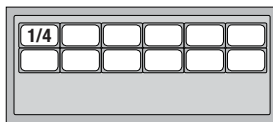


† : Pan count applicable for units manufactured from May 2016.

EPBNR3 • EPBNR3-D2



Standard:
(18) 1/6 size pans (6" deep)
w/ (8) pan dividers

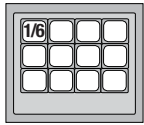


Top Pan Configurations [continued]

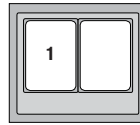
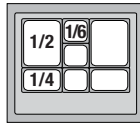
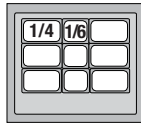
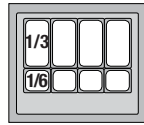


Open Top Prep. Tables & Back Mount Mega-Top Sandwich Prep. Tables

EOTP1† • EPBR1† • EOTPS2 • EPBSR2




Standard:
(12) 1/6 size pans (6" deep)
w/ (3) pan dividers

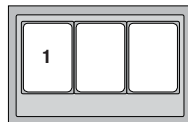
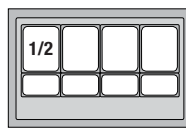
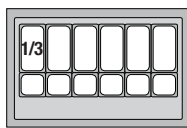
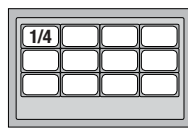


† : Pan count applicable for units manufactured from May 2016.


EOTP2 • EPBR2



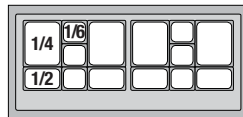
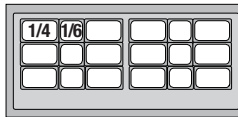
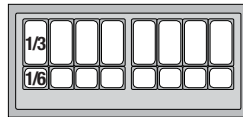
Standard:
(18) 1/6 size pans (6" deep)
w/ (5) pan dividers



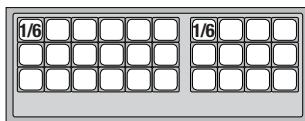
EOTP2W • EPBWR2



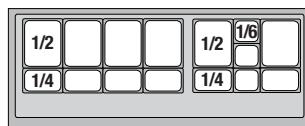
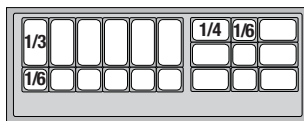
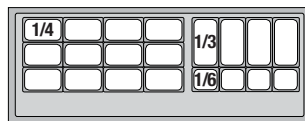
Standard:
(24) 1/6 size pans (6" deep)
w/ (6) pan dividers



EOTP3 • EPBR3



Standard:
(30) 1/6 size pans (6" deep)
w/ (8) pan dividers



Pan Size Variation



Incremental pan sizes designed to fit in full size pan opening in many variations.

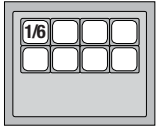


Top Pan Configurations [continued]

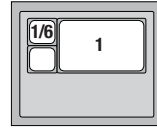
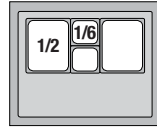
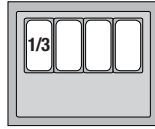
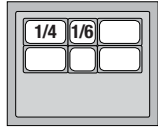


Side Mount Sandwich Prep. Tables

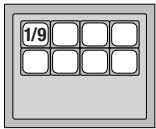
EPR1



Standard:
(8) 1/6 size pans (6" deep)
w/ (3) pan dividers



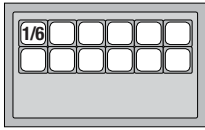
EPR1-24



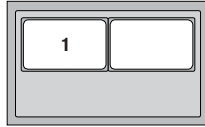
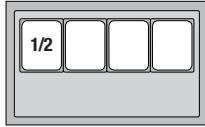
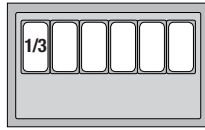
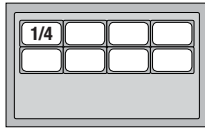
Standard:
(8) 1/9 size pans (4" deep)
w/ (3) pan dividers



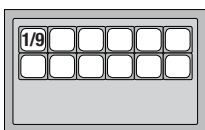
EPR2



Standard:
(12) 1/6 size pans (6" deep)
w/ (5) pan dividers



EPR2-24



Standard:
(12) 1/9 size pans (4" deep)
w/ (5) pan dividers

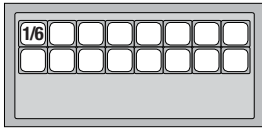


Top Pan Configurations [continued]

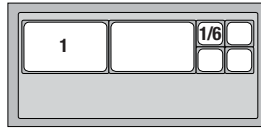
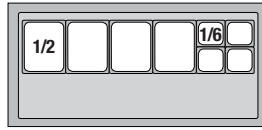
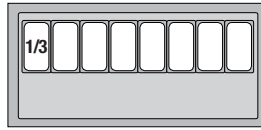
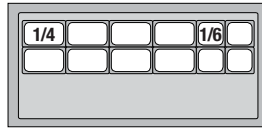


Side Mount Sandwich Prep. Tables (continued)

EPWR2†

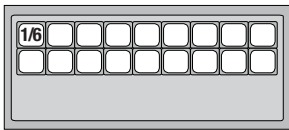


Standard:
(16) 1/6 size pans (6" deep)
w/ (7) pan dividers

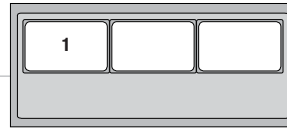
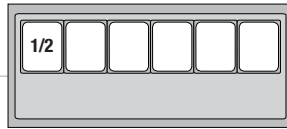
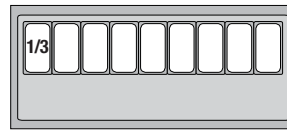
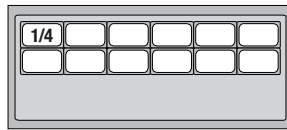


† : Pan count applicable for units manufactured from May 2016.

EPR3†

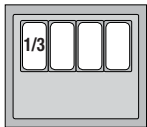


Standard:
(18) 1/6 size pans (6" deep)
w/ (8) pan dividers

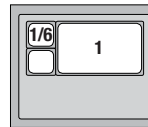
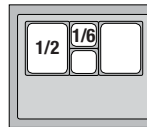
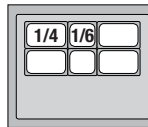
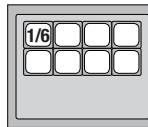


† : Pan count applicable for units manufactured from May 2016.

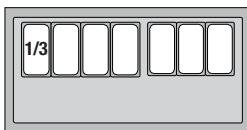
EPPR1



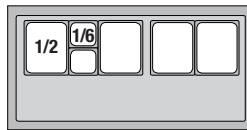
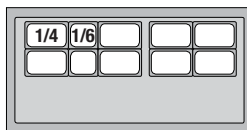
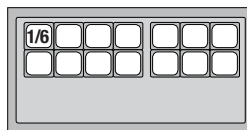
Standard:
(4) 1/3 size pans (6" deep)
w/ (3) pan dividers



EPPSR2



Standard:
(7) 1/3 size pans (6" deep)
w/ (5) pan dividers

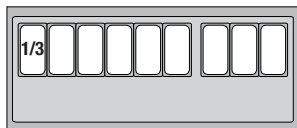


Top Pan Configurations [continued]

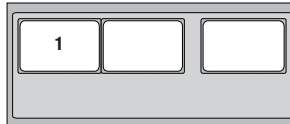
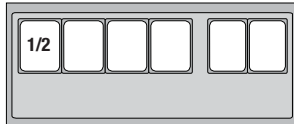
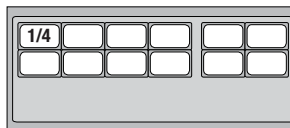
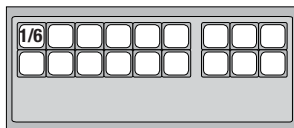


Side Mount Pizza Prep. Tables

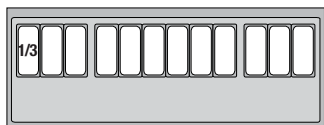
EPPR2



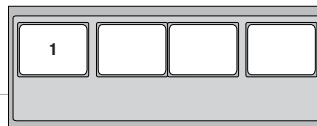
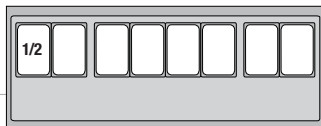
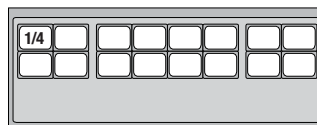
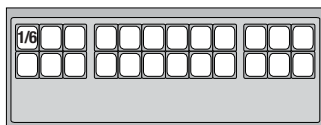
Standard:
 (9) 1/3 size pans (6" deep)
 w/ (7) pan dividers



EPPR3



Standard:
 (12) 1/3 size pans (6" deep)
 w/ (9) pan dividers



Pan Size Variation



Incremental pan sizes designed to fit in full size pan opening in many variations.

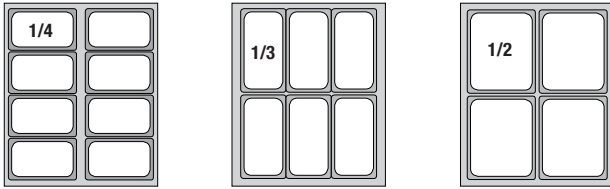
ACCESSORIES

Drawer Pan Configurations



Top Mount Upright Reach-In Door & Drawer Combos

ESR1D2†

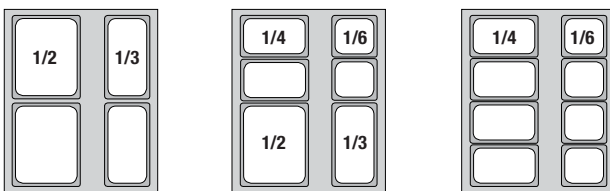


(1) Pan divider per drawer included (6" deep)



† : Drawer pans are not included in this product as standard and must be purchased separately.

ESR2D2† • ESR2D4† • ESRF2D2†

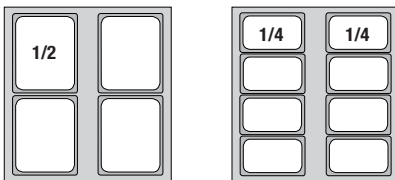


(1) Pan divider per drawer included (6" deep)



† : Drawer pans are not included in this product as standard and must be purchased separately.

ESWQ2D2†



(1) Pan divider per drawer included (6" deep)



† : Drawer pans are not included in this product as standard and must be purchased separately.

Drawered Undercounter Refrigerators & Drawered Sandwich Prep Tables

ETBR1-D2† • EPBNR1-D2†



Top Drawer (4" deep pan)

Bottom Drawer (6" deep pan)

(1) Pan divider per drawer included



† : Drawer pans are not included in this product as standard and must be purchased separately.

ETBSR2-D2† • EPBNSR2-D2†



Top Drawer (4" deep pan)

Bottom Drawer (6" deep pan)

(2) Pan dividers per drawer included



† : Drawer pans are not included in this product as standard and must be purchased separately.



Drawer Pan Configurations [continued]



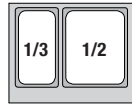
Drawered Undercounter Refrigerators & Drawered Sandwich Prep. Tables (continued)

ETBR2-D4† • EPBNR2-D4†



Top Drawer (4" deep pan)

(1) Pan divider per drawer included



Bottom Drawer (6" deep pan)



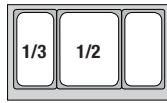
† : Drawer pans are not included in this product as standard and must be purchased separately.

ETBWR2-D4†* • EPBNWR2-D4†*



Top Drawer (4" deep pan)

(2) Pan dividers per drawer included



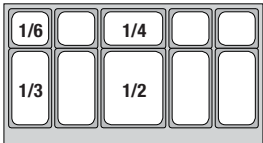
Bottom Drawer (6" deep pan)



† : Drawer pans are not included in this product as standard and must be purchased separately.

* : Custom pan dividers required to fit standard full sized pans. Contact manufacturer for details.

ETBR3-D2† • EPBNR3-D2†



Top Drawer (4" deep pan)

(4) Pan dividers per drawer included



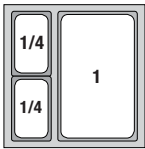
Bottom Drawer (6" deep pan)



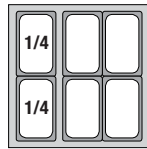
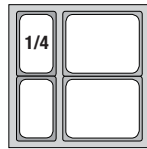
† : Drawer pans are not included in this product as standard and must be purchased separately.

Drawered Pizza Prep. Tables

EPPR1-D2†

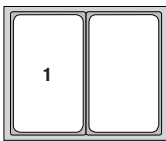


(1) Pan divider per drawer included (6" deep)


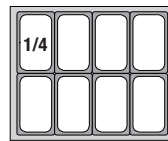
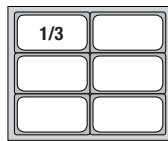
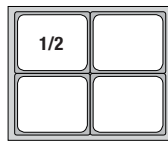


† : Drawer pans are not included in this product as standard and must be purchased separately.

EPPR2-D2† • EPPR2-D4† • EPPR3-D2† • EPPR3-D4†




(1) Pan divider per drawer included (6" deep)



† : Drawer pans are not included in this product as standard and must be purchased separately.

Pan Size Variation



Incremental pan sizes designed to fit in full size pan opening in many variations.

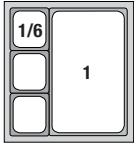
ACCESSORIES

Drawer Pan Configurations [continued]

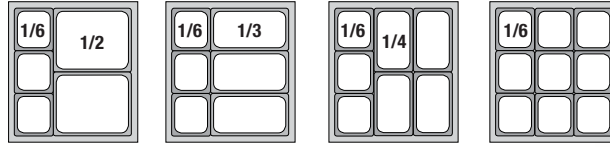


Chef Bases

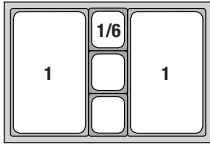
ECB36D2



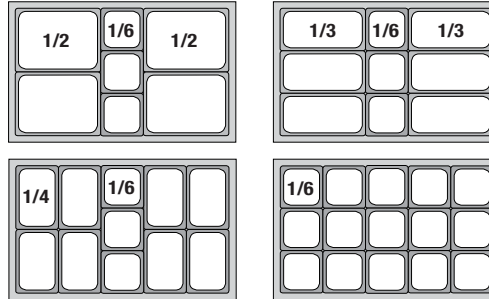
Standard:
 (1) 1 size pan &
 (3) 1/6 size pans (4" deep)
 w/ (1) pan divider per drawer included



ECB48D2



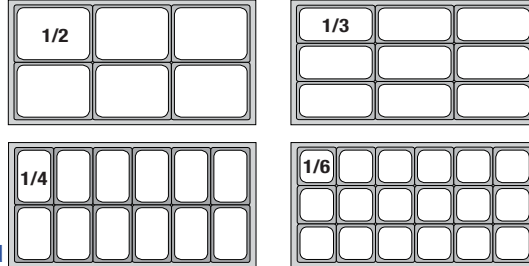
Standard:
 (2) 1 size pans
 (3) 1/6 size pans (4" deep)
 w/ (2) pan dividers per drawer included



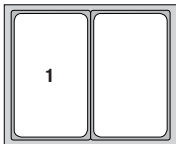
ECB52D2 • ECB52-60D2 • ECB82D4 • ECB82-84D4 • ECB82-86D4 • ECB96D4



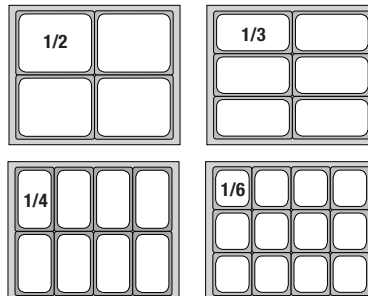
Standard:
 (3) 1 size pans (4" deep)
 w/ (2) pan dividers per drawer included




ECB72D4 • ECB82D4 • ECB82-84D4 • ECB82-86D4



Standard:
 (2) 1 size pans (4" deep)
 w/ (1) pan divider per drawer included



Pan Size Variation



Incremental pan sizes designed to fit in full size pan opening in many variations.





EVEREST **REFRIGERATION**

A Step Above the Standard

201 W. Artesia Blvd., Compton, CA 90220

TEL 310 323.6586 | FAX 310.323.7524 | 310.761.1127

www.EVERESTref.com